

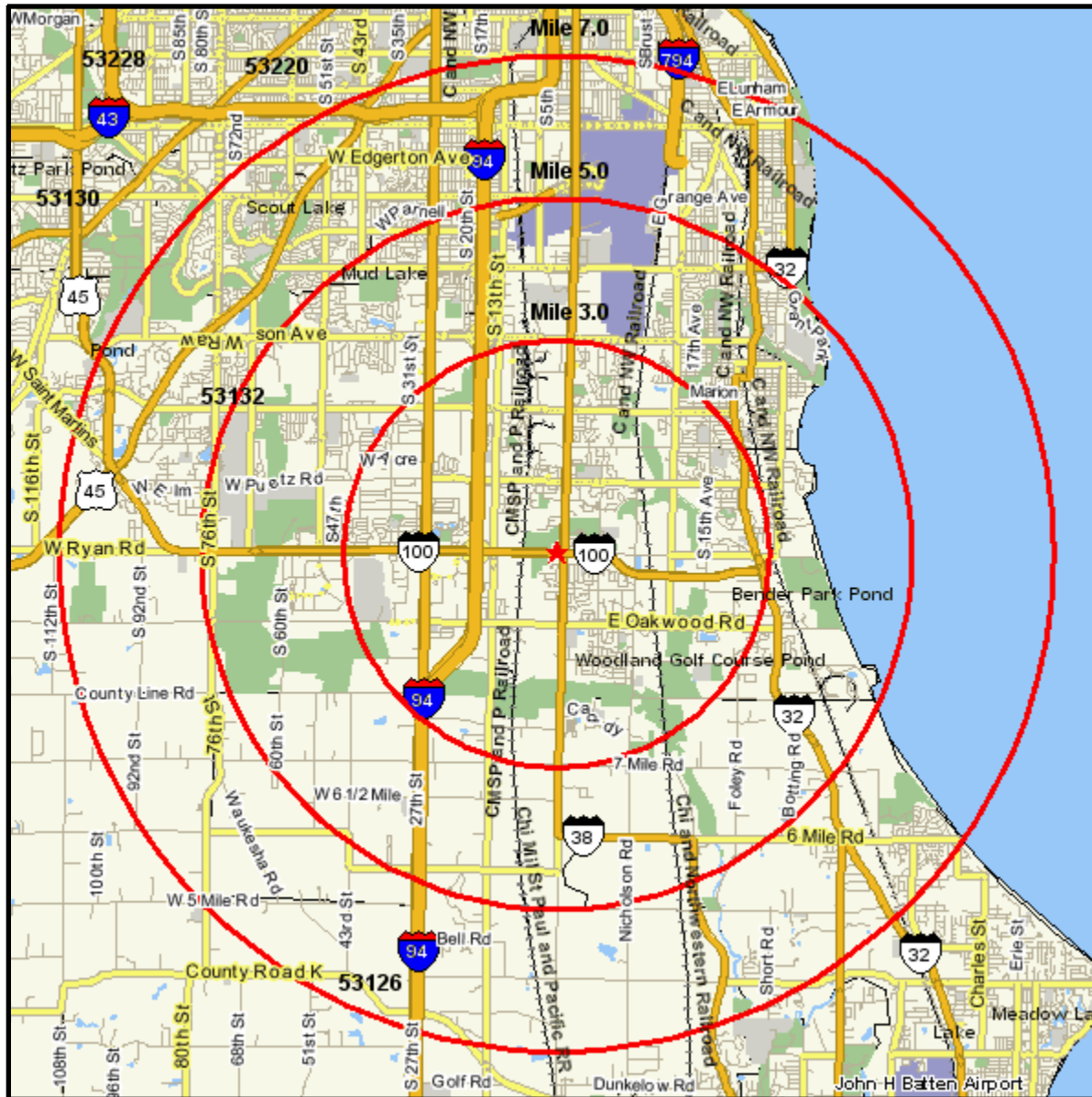


Area Map

Prepared For: Anne Dempsey

Order #: 969700824
Site: 01

111 W RYAN RD
OAK CREEK, WI 53154-4401
Coord: 42.871879, -87.914732
Radius - See Appendix for Details



Area Map

Prepared For: Anne Dempsey

Order #: 969700824
Site: 01

Appendix: Area Listing

Area Name:

Type: Radius 1

Radius Definition:

111 W RYAN RD	Center Point:	42.871879	-87.914732
OAK CREEK, WI 53154-4401	Circle/Band:	0.00 -	3.00

Area Name:

Type: Radius 2

Radius Definition:

111 W RYAN RD	Center Point:	42.871879	-87.914732
OAK CREEK, WI 53154-4401	Circle/Band:	0.00 -	5.00

Area Name:

Type: Radius 3

Radius Definition:

111 W RYAN RD	Center Point:	42.871879	-87.914732
OAK CREEK, WI 53154-4401	Circle/Band:	0.00 -	7.00

Pop-Facts: Demographic Snapshot 2010 Report

111 W. Ryan Road, Oak Creek, WI

Radius 1: 111 W RYAN RD, OAK CREEK, WI 53154-4401, aggregate

Radius 2: 111 W RYAN RD, OAK CREEK, WI 53154-4401, aggregate

Radius 3: 111 W RYAN RD, OAK CREEK, WI 53154-4401, aggregate

Description	0.00 - 3.00 miles		0.00 - 5.00 miles		0.00 - 7.00 miles	
	Radius 1	%	Radius 2	%	Radius 3	%
Population						
2015 Projection	39,015		88,079		166,691	
2010 Estimate	36,810		85,437		164,212	
2000 Census	30,931		77,452		155,236	
1990 Census	20,721		63,951		140,892	
Growth 2010-2015	5.99%		3.09%		1.51%	
Growth 2000-2010	19.01%		10.31%		5.78%	
Growth 1990-2000	49.27%		21.11%		10.18%	
2010 Est. Pop by Single Race Class						
	36,810		85,437		164,212	
White Alone	33,120	89.98	75,442	88.30	146,896	89.46
Black or African American Alone	848	2.30	3,344	3.91	4,289	2.61
Amer. Indian and Alaska Native Alone	218	0.59	550	0.64	1,244	0.76
Asian Alone	1,062	2.89	2,150	2.52	3,805	2.32
Native Hawaiian and Other Pac. Isl. Alone	4	0.01	40	0.05	87	0.05
Some Other Race Alone	840	2.28	2,104	2.46	4,197	2.56
Two or More Races	719	1.95	1,808	2.12	3,694	2.25
2010 Est. Pop Hisp or Latino by Origin						
	36,810		85,437		164,212	
Not Hispanic or Latino	34,756	94.42	79,986	93.62	152,514	92.88
Hispanic or Latino:	2,054	5.58	5,452	6.38	11,698	7.12
Mexican	1,383	67.33	3,699	67.85	7,795	66.64
Puerto Rican	389	18.94	1,110	20.36	2,493	21.31
Cuban	13	0.63	46	0.84	122	1.04
All Other Hispanic or Latino	269	13.10	596	10.93	1,288	11.01
2010 Est. Hisp or Latino by Single Race Class						
	2,054		5,452		11,698	
White Alone	990	48.20	2,707	49.65	6,219	53.16
Black or African American Alone	32	1.56	121	2.22	233	1.99
American Indian and Alaska Native Alone	30	1.46	68	1.25	176	1.50
Asian Alone	7	0.34	10	0.18	23	0.20
Native Hawaiian and Other Pacific Islander Alone	0	0.00	1	0.02	3	0.03
Some Other Race Alone	806	39.24	2,046	37.53	4,059	34.70
Two or More Races	189	9.20	498	9.13	985	8.42

Pop-Facts: Demographic Snapshot 2010 Report

111 W. Ryan Road, Oak Creek, WI

Radius 1: 111 W RYAN RD, OAK CREEK, WI 53154-4401, aggregate

Radius 2: 111 W RYAN RD, OAK CREEK, WI 53154-4401, aggregate

Radius 3: 111 W RYAN RD, OAK CREEK, WI 53154-4401, aggregate

Description	0.00 - 3.00 miles		0.00 - 5.00 miles		0.00 - 7.00 miles	
	Radius 1	%	Radius 2	%	Radius 3	%
2010 Est. Pop. Asian Alone Race by Cat	1,062		2,150		3,805	
Chinese, except Taiwanese	103	9.70	216	10.05	374	9.83
Filipino	91	8.57	215	10.00	506	13.30
Japanese	38	3.58	67	3.12	135	3.55
Asian Indian	392	36.91	779	36.23	1,252	32.90
Korean	101	9.51	216	10.05	395	10.38
Vietnamese	137	12.90	263	12.23	444	11.67
Cambodian	0	0.00	0	0.00	0	0.00
Hmong	47	4.43	91	4.23	132	3.47
Laotian	48	4.52	96	4.47	142	3.73
Thai	5	0.47	30	1.40	51	1.34
All Other Asian Races Including 2+ Category	99	9.32	177	8.23	374	9.83
2010 Est. Population by Ancestry	36,810		85,437		164,212	
Pop, Arab	153	0.42	506	0.59	1,203	0.73
Pop, Czech	199	0.54	535	0.63	1,183	0.72
Pop, Danish	165	0.45	405	0.47	892	0.54
Pop, Dutch	159	0.43	440	0.51	982	0.60
Pop, English	1,209	3.28	2,516	2.94	4,729	2.88
Pop, French (except Basque)	820	2.23	1,719	2.01	3,163	1.93
Pop, French Canadian	281	0.76	600	0.70	1,031	0.63
Pop, German	11,962	32.50	26,917	31.51	50,811	30.94
Pop, Greek	152	0.41	320	0.37	608	0.37
Pop, Hungarian	172	0.47	425	0.50	765	0.47
Pop, Irish	2,195	5.96	4,906	5.74	9,608	5.85
Pop, Italian	1,765	4.79	4,080	4.78	7,830	4.77
Pop, Lithuanian	59	0.16	86	0.10	174	0.11
Pop, United States or American	620	1.68	1,778	2.08	2,825	1.72
Pop, Norwegian	739	2.01	1,823	2.13	3,565	2.17
Pop, Polish	5,796	15.75	14,697	17.20	28,991	17.65
Pop, Portuguese	2	0.01	8	0.01	14	0.01
Pop, Russian	119	0.32	326	0.38	699	0.43
Pop, Scottish	172	0.47	378	0.44	898	0.55
Pop, Scotch-Irish	78	0.21	185	0.22	335	0.20
Pop, Slovak	209	0.57	485	0.57	985	0.60
Pop, Sub-Saharan African	57	0.15	100	0.12	198	0.12
Pop, Swedish	421	1.14	920	1.08	1,727	1.05
Pop, Swiss	98	0.27	184	0.22	322	0.20
Pop, Ukrainian	32	0.09	91	0.11	273	0.17
Pop, Welsh	47	0.13	114	0.13	238	0.14
Pop, West Indian (exc Hisp groups)	27	0.07	49	0.06	65	0.04
Pop, Other ancestries	6,780	18.42	15,427	18.06	30,065	18.31

Pop-Facts: Demographic Snapshot 2010 Report

111 W. Ryan Road, Oak Creek, WI

Radius 1: 111 W RYAN RD, OAK CREEK, WI 53154-4401, aggregate

Radius 2: 111 W RYAN RD, OAK CREEK, WI 53154-4401, aggregate

Radius 3: 111 W RYAN RD, OAK CREEK, WI 53154-4401, aggregate

Description	0.00 - 3.00 miles		0.00 - 5.00 miles		0.00 - 7.00 miles	
	Radius 1	%	Radius 2	%	Radius 3	%
2010 Est. Population by Ancestry						
Pop, Ancestry Unclassified	2,322	6.31	5,419	6.34	10,031	6.11
2010 Est. Pop Age 5+ by Language Spoken At Home						
Speak Only English at Home	34,198		79,799		153,548	
Speak Asian/Pac. Isl. Lang. at Home	30,899	90.35	71,694	89.84	137,474	89.53
Speak IndoEuropean Language at Home	472	1.38	868	1.09	1,547	1.01
Speak Spanish at Home	1,295	3.79	2,981	3.74	6,168	4.02
Speak Other Language at Home	1,342	3.92	3,708	4.65	7,158	4.66
Speak Other Language at Home	190	0.56	549	0.69	1,201	0.78
2010 Est. Population by Sex						
Male	36,810		85,437		164,212	
Female	18,384	49.94	43,103	50.45	81,527	49.65
Female	18,425	50.05	42,334	49.55	82,685	50.35
2010 Est. Population by Age						
Age 0 - 4	36,810		85,437		164,212	
Age 5 - 9	2,611	7.09	5,638	6.60	10,665	6.49
Age 10 - 14	2,613	7.10	5,643	6.60	10,657	6.49
Age 15 - 17	2,390	6.49	5,193	6.08	9,911	6.04
Age 18 - 20	1,597	4.34	3,414	4.00	6,412	3.90
Age 21 - 24	1,418	3.85	3,308	3.87	5,977	3.64
Age 25 - 34	1,829	4.97	4,212	4.93	7,673	4.67
Age 35 - 44	4,798	13.03	10,551	12.35	18,982	11.56
Age 45 - 54	5,212	14.16	11,997	14.04	22,315	13.59
Age 55 - 64	6,485	17.62	14,859	17.39	27,669	16.85
Age 65 - 74	4,416	12.00	10,804	12.65	21,690	13.21
Age 75 - 84	2,076	5.64	5,538	6.48	11,978	7.29
Age 85 and over	986	2.68	3,003	3.51	7,279	4.43
Age 85 and over	377	1.02	1,277	1.49	3,005	1.83
Age 16 and over	28,625	77.76	67,789	79.34	130,829	79.67
Age 18 and over	27,597	74.97	65,549	76.72	126,567	77.08
Age 21 and over	26,180	71.12	62,242	72.85	120,590	73.44
Age 65 and over	3,439	9.34	9,818	11.49	22,261	13.56
2010 Est. Median Age						
	37.20		38.97		40.30	
2010 Est. Average Age						
	36.60		38.20		39.30	

Pop-Facts: Demographic Snapshot 2010 Report

111 W. Ryan Road, Oak Creek, WI

Radius 1: 111 W RYAN RD, OAK CREEK, WI 53154-4401, aggregate

Radius 2: 111 W RYAN RD, OAK CREEK, WI 53154-4401, aggregate

Radius 3: 111 W RYAN RD, OAK CREEK, WI 53154-4401, aggregate

Description	0.00 - 3.00 miles		0.00 - 5.00 miles		0.00 - 7.00 miles	
	Radius 1	%	Radius 2	%	Radius 3	%
2010 Est. Male Population by Age	18,384		43,103		81,527	
Age 0 - 4	1,321	7.19	2,852	6.62	5,388	6.61
Age 5 - 9	1,328	7.22	2,863	6.64	5,409	6.63
Age 10 - 14	1,255	6.83	2,672	6.20	5,085	6.24
Age 15 - 17	827	4.50	1,766	4.10	3,298	4.05
Age 18 - 20	719	3.91	1,823	4.23	3,251	3.99
Age 21 - 24	893	4.86	2,208	5.12	3,969	4.87
Age 25 - 34	2,438	13.26	5,504	12.77	9,777	11.99
Age 35 - 44	2,605	14.17	6,197	14.38	11,354	13.93
Age 45 - 54	3,222	17.53	7,543	17.50	13,881	17.03
Age 55 - 64	2,228	12.12	5,421	12.58	10,737	13.17
Age 65 - 74	1,009	5.49	2,625	6.09	5,485	6.73
Age 75 - 84	417	2.27	1,231	2.86	2,936	3.60
Age 85 and over	123	0.67	399	0.93	956	1.17

2010 Est. Median Age, Male	36.58	38.01	39.04
-----------------------------------	-------	-------	-------

2010 Est. Average Age, Male	36.00	37.30	38.10
------------------------------------	-------	-------	-------

Description	0.00 - 3.00 miles		0.00 - 5.00 miles		0.00 - 7.00 miles	
	Radius 1	%	Radius 2	%	Radius 3	%
2010 Est. Female Population by Age	18,425		42,334		82,685	
Age 0 - 4	1,290	7.00	2,786	6.58	5,277	6.38
Age 5 - 9	1,285	6.97	2,780	6.57	5,247	6.35
Age 10 - 14	1,135	6.16	2,521	5.96	4,826	5.84
Age 15 - 17	771	4.18	1,648	3.89	3,115	3.77
Age 18 - 20	698	3.79	1,484	3.51	2,726	3.30
Age 21 - 24	936	5.08	2,004	4.73	3,704	4.48
Age 25 - 34	2,360	12.81	5,047	11.92	9,205	11.13
Age 35 - 44	2,608	14.15	5,800	13.70	10,961	13.26
Age 45 - 54	3,264	17.72	7,316	17.28	13,787	16.67
Age 55 - 64	2,189	11.88	5,383	12.72	10,953	13.25
Age 65 - 74	1,067	5.79	2,914	6.88	6,493	7.85
Age 75 - 84	568	3.08	1,772	4.19	4,343	5.25
Age 85 and over	255	1.38	877	2.07	2,049	2.48

2010 Est. Median Age, Female	37.83	39.99	41.61
-------------------------------------	-------	-------	-------

2010 Est. Average Age, Female	37.20	39.10	40.40
--------------------------------------	-------	-------	-------

Pop-Facts: Demographic Snapshot 2010 Report

111 W. Ryan Road, Oak Creek, WI

Radius 1: 111 W RYAN RD, OAK CREEK, WI 53154-4401, aggregate

Radius 2: 111 W RYAN RD, OAK CREEK, WI 53154-4401, aggregate

Radius 3: 111 W RYAN RD, OAK CREEK, WI 53154-4401, aggregate

Description	0.00 - 3.00 miles		0.00 - 5.00 miles		0.00 - 7.00 miles	
	Radius 1	%	Radius 2	%	Radius 3	%
2010 Est. Pop Age 15+ by Marital Status	29,195		68,963		132,980	
Total, Never Married	8,725	29.89	20,099	29.14	39,531	29.73
Males, Never Married	4,812	16.48	10,952	15.88	21,552	16.21
Females, Never Married	3,913	13.40	9,147	13.26	17,979	13.52
Married, Spouse present	16,199	55.49	35,444	51.40	66,946	50.34
Married, Spouse absent	399	1.37	2,987	4.33	4,089	3.07
Widowed	1,109	3.80	3,486	5.05	8,202	6.17
Males Widowed	243	0.83	777	1.13	1,760	1.32
Females Widowed	865	2.96	2,709	3.93	6,442	4.84
Divorced	2,764	9.47	6,947	10.07	14,212	10.69
Males Divorced	1,259	4.31	3,263	4.73	6,573	4.94
Females Divorced	1,505	5.15	3,685	5.34	7,639	5.74
2010 Est. Pop. Age 25+ by Edu. Attainment	24,351		58,030		112,917	
Less than 9th grade	494	2.03	1,506	2.60	3,297	2.92
Some High School, no diploma	1,226	5.03	3,920	6.76	7,912	7.01
High School Graduate (or GED)	7,677	31.53	19,522	33.64	38,662	34.24
Some College, no degree	5,448	22.37	13,580	23.40	26,456	23.43
Associate Degree	2,429	9.97	5,026	8.66	9,188	8.14
Bachelor's Degree	5,268	21.63	10,609	18.28	19,421	17.20
Master's Degree	1,472	6.04	3,204	5.52	6,392	5.66
Professional School Degree	229	0.94	464	0.80	1,049	0.93
Doctorate Degree	109	0.45	199	0.34	540	0.48
2010 Est Pop Age 25+ by Edu. Attain, Hisp. or Lat	1,044		2,754		5,724	
Less than 9th grade	84	8.05	289	10.49	695	12.14
Some High School, no diploma	95	9.10	319	11.58	678	11.84
High School Graduate (or GED)	304	29.12	771	28.00	1,780	31.10
Some College, no degree	225	21.55	690	25.05	1,310	22.89
Associate Degree	57	5.46	138	5.01	289	5.05
Bachelor's Degree	227	21.74	454	16.49	779	13.61
Graduate or Professional Degree	53	5.08	94	3.41	192	3.35

Pop-Facts: Demographic Snapshot 2010 Report

111 W. Ryan Road, Oak Creek, WI

Radius 1: 111 W RYAN RD, OAK CREEK, WI 53154-4401, aggregate

Radius 2: 111 W RYAN RD, OAK CREEK, WI 53154-4401, aggregate

Radius 3: 111 W RYAN RD, OAK CREEK, WI 53154-4401, aggregate

Description	0.00 - 3.00 miles		0.00 - 5.00 miles		0.00 - 7.00 miles	
	Radius 1	%	Radius 2	%	Radius 3	%
Households						
2015 Projection	15,037		34,430		67,368	
2010 Estimate	14,106		33,263		66,138	
2000 Census	11,699		29,921		62,116	
1990 Census	7,076		23,161		53,027	
Growth 2010-2015	6.60%		3.51%		1.86%	
Growth 2000-2010	20.57%		11.17%		6.47%	
Growth 1990-2000	65.33%		29.19%		17.14%	
2010 Est. Households by Household Type	14,106		33,263		66,138	
Family Households	10,048	71.23	22,917	68.90	44,651	67.51
Nonfamily Households	4,058	28.77	10,346	31.10	21,488	32.49
2010 Est. Group Quarters Population	133		2,527		3,626	
2010 HHs by Ethnicity, Hispanic/Latino	555	3.93	1,536	4.62	3,284	4.97
2010 Est. HHs by HH Income	14,106		33,263		66,138	
Income Less than \$15,000	737	5.22	2,102	6.32	4,594	6.95
Income \$15,000 - \$24,999	817	5.79	2,402	7.22	5,512	8.33
Income \$25,000 - \$34,999	886	6.28	2,628	7.90	6,414	9.70
Income \$35,000 - \$49,999	1,806	12.80	4,977	14.96	10,405	15.73
Income \$50,000 - \$74,999	3,415	24.21	7,996	24.04	15,652	23.67
Income \$75,000 - \$99,999	2,548	18.06	5,395	16.22	10,275	15.54
Income \$100,000 - \$124,999	2,014	14.28	4,020	12.09	6,957	10.52
Income \$125,000 - \$149,999	913	6.47	1,811	5.44	3,167	4.79
Income \$150,000 - \$199,999	715	5.07	1,281	3.85	1,936	2.93
Income \$200,000 - \$499,999	236	1.67	571	1.72	1,054	1.59
Income \$500,000 and more	19	0.13	80	0.24	172	0.26
2010 Est. Average Household Income	\$79,343		\$74,068		\$69,827	
2010 Est. Median Household Income	\$70,547		\$64,140		\$59,814	
2010 Est. Per Capita Income	\$30,500		\$29,111		\$28,363	

Pop-Facts: Demographic Snapshot 2010 Report

111 W. Ryan Road, Oak Creek, WI

Radius 1: 111 W RYAN RD, OAK CREEK, WI 53154-4401, aggregate

Radius 2: 111 W RYAN RD, OAK CREEK, WI 53154-4401, aggregate

Radius 3: 111 W RYAN RD, OAK CREEK, WI 53154-4401, aggregate

Description	0.00 - 3.00 miles		0.00 - 5.00 miles		0.00 - 7.00 miles	
	Radius 1	%	Radius 2	%	Radius 3	%
2010 Median HH Inc by Single Race Class. or Ethn						
White Alone	71,229		64,476		60,290	
Black or African American Alone	85,185		72,881		53,420	
American Indian and Alaska Native Alone	82,500		59,191		54,121	
Asian Alone	55,410		62,981		59,730	
Native Hawaiian and Other Pacific Islander Alone	0		66,071		55,682	
Some Other Race Alone	54,484		52,811		50,575	
Two or More Races	54,902		55,284		47,234	
Hispanic or Latino	67,484		56,959		53,374	
Not Hispanic or Latino	70,689		64,488		60,179	
2010 Est. Family HH Type, Presence Own Children						
	10,048		22,917		44,651	
Married-Couple Family, own children	3,991	39.72	8,057	35.16	14,491	32.45
Married-Couple Family, no own children	4,384	43.63	10,399	45.38	20,751	46.47
Male Householder, own children	321	3.19	740	3.23	1,452	3.25
Male Householder, no own children	250	2.49	700	3.05	1,421	3.18
Female Householder, own children	654	6.51	1,729	7.54	3,626	8.12
Female Householder, no own children	448	4.46	1,292	5.64	2,910	6.52
2010 Est. Households by Household Size						
	14,106		33,263		66,138	
1-person household	3,221	22.83	8,612	25.89	18,285	27.65
2-person household	4,701	33.33	11,314	34.01	22,813	34.49
3-person household	2,497	17.70	5,586	16.79	10,742	16.24
4-person household	2,389	16.94	4,976	14.96	9,178	13.88
5-person household	921	6.53	1,983	5.96	3,626	5.48
6-person household	279	1.98	575	1.73	1,087	1.64
7 or more person household	97	0.69	218	0.66	407	0.62
2010 Est. Average Household Size						
	2.60		2.49		2.43	

Pop-Facts: Demographic Snapshot 2010 Report

111 W. Ryan Road, Oak Creek, WI

Radius 1: 111 W RYAN RD, OAK CREEK, WI 53154-4401, aggregate

Radius 2: 111 W RYAN RD, OAK CREEK, WI 53154-4401, aggregate

Radius 3: 111 W RYAN RD, OAK CREEK, WI 53154-4401, aggregate

Description	0.00 - 3.00 miles		0.00 - 5.00 miles		0.00 - 7.00 miles	
	Radius 1	%	Radius 2	%	Radius 3	%
2010 Est. Households by Presence of People	14,106		33,263		66,138	
Households with 1 or more People under Age 18:	5,086	36.06	10,867	32.67	20,280	30.66
Married-Couple Family	4,033	79.30	8,157	75.06	14,688	72.43
Other Family, Male Householder	330	6.49	769	7.08	1,513	7.46
Other Family, Female Householder	687	13.51	1,850	17.02	3,915	19.30
Nonfamily, Male Householder	31	0.61	75	0.69	137	0.68
Nonfamily, Female Householder	5	0.10	15	0.14	27	0.13
Households no People under Age 18:	9,020	63.94	22,396	67.33	45,858	69.34
Married-Couple Family	4,201	46.57	9,998	44.64	19,959	43.52
Other Family, Male Householder	221	2.45	633	2.83	1,283	2.80
Other Family, Female Householder	372	4.12	1,069	4.77	2,403	5.24
Nonfamily, Male Householder	2,055	22.78	5,109	22.81	10,057	21.93
Nonfamily, Female Householder	2,171	24.07	5,587	24.95	12,157	26.51
2010 Est. Households by Number of Vehicles	14,106		33,263		66,138	
No Vehicles	480	3.40	1,499	4.51	3,306	5.00
1 Vehicle	3,910	27.72	10,486	31.52	22,871	34.58
2 Vehicles	6,810	48.28	14,684	44.15	28,451	43.02
3 Vehicles	2,087	14.80	4,837	14.54	8,546	12.92
4 Vehicles	611	4.33	1,275	3.83	2,174	3.29
5 or more Vehicles	207	1.47	481	1.45	790	1.19
2010 Est. Average Number of Vehicles	1.95		1.87		1.80	
Family Households						
2015 Projection	10,689		23,758		45,529	
2010 Estimate	10,048		22,917		44,651	
2000 Census	8,351		20,455		41,667	
1990 Census	5,610		17,384		38,749	
Growth 2010-2015	6.38%		3.67%		1.97%	
Growth 2000-2010	20.32%		12.04%		7.16%	
Growth 1990-2000	48.86%		17.67%		7.53%	
2010 Est. Families by Poverty Status	10,048		22,917		44,651	
2010 Families at or Above Poverty	9,927	98.80	22,180	96.78	42,977	96.25
2010 Families at or Above Poverty with Children	5,216	51.91	10,565	46.10	19,406	43.46
2010 Families Below Poverty	121	1.20	737	3.22	1,674	3.75
2010 Families Below Poverty with Children	90	0.90	616	2.69	1,297	2.90

Pop-Facts: Demographic Snapshot 2010 Report

111 W. Ryan Road, Oak Creek, WI

Radius 1: 111 W RYAN RD, OAK CREEK, WI 53154-4401, aggregate

Radius 2: 111 W RYAN RD, OAK CREEK, WI 53154-4401, aggregate

Radius 3: 111 W RYAN RD, OAK CREEK, WI 53154-4401, aggregate

Description	0.00 - 3.00 miles		0.00 - 5.00 miles		0.00 - 7.00 miles	
	Radius 1	%	Radius 2	%	Radius 3	%
2010 Est. Pop Age 16+ by Employment Status	28,625		67,789		130,829	
In Armed Forces	125	0.44	168	0.25	255	0.19
Civilian - Employed	21,608	75.49	47,247	69.70	88,728	67.82
Civilian - Unemployed	537	1.88	1,567	2.31	3,182	2.43
Not in Labor Force	6,356	22.20	18,807	27.74	38,663	29.55
2010 Est. Civ Employed Pop 16+ Class of Worker	21,393		46,689		87,577	
For-Profit Private Workers	16,742	78.26	36,273	77.69	66,750	76.22
Non-Profit Private Workers	1,732	8.10	4,008	8.58	8,088	9.24
Local Government Workers	1,330	6.22	3,052	6.54	6,459	7.38
State Government Workers	302	1.41	622	1.33	1,129	1.29
Federal Government Workers	539	2.52	1,128	2.42	1,941	2.22
Self-Emp Workers	732	3.42	1,576	3.38	3,158	3.61
Unpaid Family Workers	16	0.07	31	0.07	53	0.06
2010 Est. Civ Employed Pop 16+ by Occupation	21,393		46,689		87,577	
Architect/Engineer	477	2.23	1,149	2.46	2,084	2.38
Arts/Entertain/Sports	301	1.41	622	1.33	1,236	1.41
Building Grounds Maint	547	2.56	1,353	2.90	2,464	2.81
Business/Financial Ops	1,175	5.49	2,505	5.37	4,331	4.95
Community/Soc Svcs	232	1.08	471	1.01	1,117	1.28
Computer/Mathematical	730	3.41	1,470	3.15	2,408	2.75
Construction/Extraction	927	4.33	2,007	4.30	3,965	4.53
Edu/Training/Library	801	3.74	1,934	4.14	3,862	4.41
Farm/Fish/Forestry	107	0.50	140	0.30	184	0.21
Food Prep/Serving	744	3.48	1,759	3.77	3,521	4.02
Health Practitioner/Tec	1,075	5.03	2,270	4.86	4,498	5.14
Healthcare Support	543	2.54	1,059	2.27	2,011	2.30
Maintenance Repair	1,033	4.83	2,011	4.31	3,459	3.95
Legal	159	0.74	279	0.60	594	0.68
Life/Phys/Soc Science	200	0.93	355	0.76	590	0.67
Management	2,399	11.21	4,548	9.74	8,029	9.17
Office/Admin Support	3,097	14.48	7,551	16.17	14,345	16.38
Production	2,084	9.74	4,715	10.10	9,018	10.30
Protective Svcs	470	2.20	1,092	2.34	2,261	2.58
Sales/Related	2,390	11.17	4,961	10.63	9,135	10.43
Personal Care/Svc	554	2.59	1,253	2.68	2,382	2.72
Transportation/Moving	1,349	6.31	3,184	6.82	6,083	6.95

Pop-Facts: Demographic Snapshot 2010 Report

111 W. Ryan Road, Oak Creek, WI

Radius 1: 111 W RYAN RD, OAK CREEK, WI 53154-4401, aggregate

Radius 2: 111 W RYAN RD, OAK CREEK, WI 53154-4401, aggregate

Radius 3: 111 W RYAN RD, OAK CREEK, WI 53154-4401, aggregate

Description	0.00 - 3.00 miles		0.00 - 5.00 miles		0.00 - 7.00 miles	
	Radius 1	%	Radius 2	%	Radius 3	%
2010 Est. Pop 16+ by Occupation Classification	21,393		46,689		87,577	
Blue Collar	5,394	25.21	11,918	25.53	22,524	25.72
White Collar	13,036	60.94	28,114	60.22	52,230	59.64
Service and Farm	2,964	13.85	6,657	14.26	12,824	14.64
2010 Est. Workers Age 16+, Transp. To Work	21,068		45,924		85,945	
Drove Alone	18,618	88.37	39,719	86.49	73,618	85.66
Car Pooled	1,537	7.30	3,716	8.09	7,187	8.36
Public Transportation	129	0.61	515	1.12	1,335	1.55
Walked	153	0.73	602	1.31	1,190	1.38
Bicycle	25	0.12	129	0.28	207	0.24
Other Means	61	0.29	222	0.48	407	0.47
Worked at Home	545	2.59	1,022	2.23	2,000	2.33
2010 Est. Workers Age 16+ by Travel Time to Work *						
Less than 15 Minutes	5,563		12,609		22,865	
15 - 29 Minutes	7,925		17,379		34,778	
30 - 44 Minutes	5,180		11,067		19,607	
45 - 59 Minutes	1,231		2,401		4,100	
60 or more Minutes	685		1,563		2,829	
2010 Est. Avg Travel Time to Work in Minutes	25.30		24.91		24.52	
2010 Est. Tenure of Occupied Housing Units	14,106		33,263		66,138	
Owner Occupied	9,597	68.03	23,393	70.33	46,378	70.12
Renter Occupied	4,509	31.97	9,870	29.67	19,761	29.88
2010 Owner Occ. HUs: Avg. Length of Residence	17		18		19	
2010 Renter Occ. HUs: Avg. Length of Residence	6		7		7	

Pop-Facts: Demographic Snapshot 2010 Report

111 W. Ryan Road, Oak Creek, WI

Radius 1: 111 W RYAN RD, OAK CREEK, WI 53154-4401, aggregate

Radius 2: 111 W RYAN RD, OAK CREEK, WI 53154-4401, aggregate

Radius 3: 111 W RYAN RD, OAK CREEK, WI 53154-4401, aggregate

Description	0.00 - 3.00 miles		0.00 - 5.00 miles		0.00 - 7.00 miles	
	Radius 1	%	Radius 2	%	Radius 3	%
2010 Est. All Owner-Occupied Housing Values	9,597		23,393		46,378	
Value Less than \$20,000	13	0.14	212	0.91	319	0.69
Value \$20,000 - \$39,999	22	0.23	351	1.50	605	1.30
Value \$40,000 - \$59,999	39	0.41	194	0.83	371	0.80
Value \$60,000 - \$79,999	51	0.53	230	0.98	411	0.89
Value \$80,000 - \$99,999	59	0.61	337	1.44	994	2.14
Value \$100,000 - \$149,999	1,028	10.71	4,149	17.74	10,481	22.60
Value \$150,000 - \$199,999	2,680	27.93	7,075	30.24	14,637	31.56
Value \$200,000 - \$299,999	4,773	49.73	8,929	38.17	15,177	32.72
Value \$300,000 - \$399,999	693	7.22	1,302	5.57	2,259	4.87
Value \$400,000 - \$499,999	163	1.70	357	1.53	603	1.30
Value \$500,000 - \$749,999	39	0.41	205	0.88	354	0.76
Value \$750,000 - \$999,999	21	0.22	28	0.12	81	0.17
Value \$1,000,000 or more	17	0.18	24	0.10	87	0.19

2010 Est. Median All Owner-Occupied Housing Value	\$219,009	\$193,980	\$184,188
--	-----------	-----------	-----------

2010 Est. Housing Units by Units in Structure		15,059		35,176		69,612	
1 Unit Attached	391	2.60	1,679	4.77	4,259	6.12	
1 Unit Detached	9,642	64.03	21,802	61.98	41,871	60.15	
2 Units	232	1.54	1,803	5.13	4,939	7.10	
3 or 4 Units	504	3.35	1,267	3.60	3,061	4.40	
5 to 19 Units	2,335	15.51	4,527	12.87	8,332	11.97	
20 to 49 Units	1,413	9.38	2,289	6.51	3,610	5.19	
50 or More Units	483	3.21	1,109	3.15	2,414	3.47	
Mobile Home or Trailer	51	0.34	683	1.94	1,102	1.58	
Boat, RV, Van, etc.	8	0.05	16	0.05	23	0.03	

2010 Est. Housing Units by Year Structure Built		15,059		35,176		69,612	
Housing Unit Built 2000 or later	2,960	19.66	4,649	13.22	6,601	9.48	
Housing Unit Built 1990 to 1999	4,993	33.16	7,844	22.30	11,188	16.07	
Housing Unit Built 1980 to 1989	1,443	9.58	3,643	10.36	6,751	9.70	
Housing Unit Built 1970 to 1979	2,025	13.45	5,054	14.37	10,620	15.26	
Housing Unit Built 1960 to 1969	1,247	8.28	4,626	13.15	11,043	15.86	
Housing Unit Built 1950 to 1959	1,503	9.98	4,465	12.69	11,581	16.64	
Housing Unit Built 1940 to 1949	339	2.25	1,357	3.86	3,645	5.24	
Housing Unit Built 1939 or Earlier	551	3.66	3,538	10.06	8,183	11.76	

2010 Est. Median Year Structure Built **	1991	1977	1970
---	------	------	------

*This row intentionally left blank. No total category data is available.

**1939 will appear when at least half of the Housing Units in this reports area were built in 1939 or earlier.



Prepared On: Wed Mar 23, 2011 Page 11 Of 12

Prepared By:

Nielsen Solution Center 1 800 866 6511



Prepared For: Anne Dempsey

© 2011 The Nielsen Company. All rights reserved.

Pop-Facts: Demographic Snapshot 2010 Report

111 W. Ryan Road, Oak Creek, WI

Appendix: Area Listing

Area Name:

Type: Radius 1 Reporting Detail: Aggregate Reporting Level: Block Group

Radius Definition:

111 W RYAN RD	Latitude/Longitude	42.871879	-87.914732
OAK CREEK, WI 53154-4401	Radius	0.00	- 3.00

Area Name:

Type: Radius 2 Reporting Detail: Aggregate Reporting Level: Block Group

Radius Definition:

111 W RYAN RD	Latitude/Longitude	42.871879	-87.914732
OAK CREEK, WI 53154-4401	Radius	0.00	- 5.00

Area Name:

Type: Radius 3 Reporting Detail: Aggregate Reporting Level: Block Group

Radius Definition:

111 W RYAN RD	Latitude/Longitude	42.871879	-87.914732
OAK CREEK, WI 53154-4401	Radius	0.00	- 7.00

Project Information:

Site: 1

Order Number: 969700824